


Batteries in the OPzS Classic and OPzS Classic Sireg range has the highest levels of reliability and has been used in all stand-by critical application.

In addition to the long service life in stand-by parallel operation the OPzS Classic and OPzS Classic Sireg range also offers high cycle consistency. Our batteries has increased capacity compared to the requirements of the DIN standard

Due to high reliability the main usage areas are telecommunication equipment, power station and power distribution, airport, railway, control systems, emergency lighting, UPS with long back-up.

MAIN FEATURES

- capacity range C_{10} , $U_{END}=1.80V/cell @ +20^{\circ}C$:
 - OPzS Classic and OPzS Classic Sireg cell
2V: 107Ah ÷ 3340Ah,
is higher than DIN standard capacity,
- dimensions accordance to DIN 40736-1 standard,
- service life: 20 years @ +20°C,
- high reliability,
- low maintenance,
- cells equipped with patented BATER recombination plug RecPlug1 results in:
 - low explosion risk,
 - 12-15 years topping-up interval.



TECHNICAL DATA

- operating mode: stand-by parallel and floating, switch or battery (charge/discharge),
- recommended charging characteristic IU acc. to EN 50272-2 and DIN 41773,
- stand-by parallel mode recommended float charge voltage: 2.23 V/cell ± 1% @ +20°C,
- boost charging: 2.40V/cell for max. charging current $4 \times I_{10}$, time 24h and $t < +30^\circ\text{C}$,

Charging characteristic IU 2/4 V/cell										
State of charge	Charging current I_{10} (10A/100Ah)					Charging current I_{20} (20A/100Ah)				
	60%	80%	95%	100%	Full of charge	60%	80%	95%	100%	Full of charge
DOD	Charging time [h]					Charging time [h]				
20%	< 0.5	0.5	1.5	2,6	16	< 0.5	<0.5	1	2.5	14
40%	< 0.5	2	3.5	4,6	17	<0.5	1	2	3.3	15
60%	2	4	5.5	6,6	18	1	2	3	4.3	16
80%	4	6	8	8,6	20	2	3	4	5.3	17
100%	6	8	10	10,6	24	3	4	5	6,3	18

- maximum charging current:
 - $t < +25^\circ\text{C}$ unlimited,
 - $t > +25^\circ\text{C}$ max. $4 \times I_{10}$,
- float voltage compensation in function of temperature: $-2 \text{ mV}/^\circ\text{C} \div -4\text{mV}/^\circ\text{C}$,
- ventilation requirements: acc. to EN 50272-2
- operating temperature range:
 - recommended: $+15^\circ\text{C} \div +25^\circ\text{C}$,
 - maximum long term operating temperature: $+30^\circ\text{C}$ (with ventilation assured - reduced service life),
 - maximum short term operating temperature (for hours): $+50^\circ\text{C}$ (with ventilation assured - reduced service life),
 - minimum long term operating temperature: $+5^\circ\text{C}$ (operating in lower temperature is not preferred according to possibility battery freezing in discharge case)
- self-discharge <3%/month @ $+20^\circ\text{C}$ acc to EN 60896-21.
- 12-15 years topping-up interval with recombination plug,
- stands and racks: special BATER racking and bases. Bases are made of steel (square tubes) coated with polyethylene fluidization method. Resistance to electrostatic short circuit above 7kV. We project and produce structures according to customer documentation, or perform individual project for the special rooms or spaces.


STANDARDS

- EN 60896
- DIN 40736, DIN 41773, DIN 41774, DIN 41775
- EN 50272-2:2003
- ISO 9001 i ISO 14001

CONSTRUCTION

- **positive plate** –the grid of the tubular positive plate consists of several lead spines which are joined together by the upper frame. Spines are being die-casted. These thin lead spines, which are equipped with small concentric vanes, are covered with acid permeable tubes. Between the lead spines and tubes is the active positive material. Tubes are being wet-filled. A special lead alloy which is used for positive plate has an Sb portion 1,7%.
- **negative plate** – a lead grid pasted with active material forms the negative plate. Grids are being die-casted. A special lead alloy which is used for negative grid has an Sb portion 1,7%. **OPzS Classic Sireg** - negative plates are wrapped **Sireg** net prevented loss active mass,
- **separators**
OPzS Classic – Amersil and Daramic,
polyethylen, low resistance, high acid proof, microporus material.
- **terminals** – are being made from corrosion resistant lead alloy with brass inserted designed to give minimum resistance.
- **terminals sealing** – plastic grommet with special seal,
- **connection** –fully insulated solid copper with full insulated screw with measurements hole,
- **container** – the cell container is made of transparent SAN,
- **lid** – is made of grey ABS and equipped with well proven seal for leakage-proof insulation of the terminal construction. Lid and container are being glued and is proof against the escape of gas or leakage of electrolyte,
- **standard recombination plug RecPlug1**
 - elimination of necessity of electrolyte refilling,
 - increased work safety of cells with liquid electrolyte (electrolyte fumes and gas poisoning compounds are not released to environment),
 - limiting of ventilation, battery rooms provided with cells with recombination plugs have smaller ventilation requirements.
- **Electrolyte** – sulphuric acid with a density 1,24kg/dm³ @+20°C/max level/full charged cell.





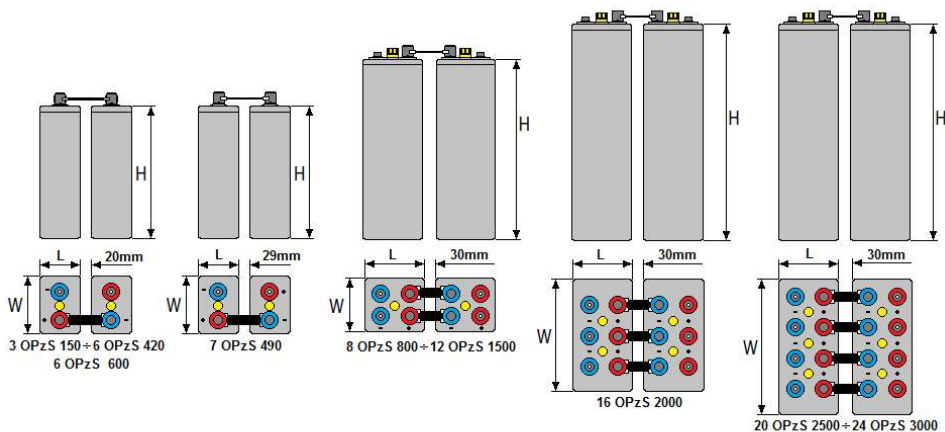
DIMENSIONS AND TECHNICAL DATA OF CELLS OPzS Classic Sireg

@ +20°C

No	Cell/ monoblock type	Nom volt.	Capacity					Charging current $I_{nom}^{(1)}$	Length L	Width W	Height H	Weight	
			$C_{10}^{(2)}$ Uend =1.80 V/cell	C_5 Uend =1.75 V/cell	C_3 Uend =1.75 V/cell.	C_1 Uend =1.67 V/cell.	$C_{nom}^{(1)}$ Uend =1.80 V/cell					dry +/-5%	wet +/-5%
			[V]	[Ah]								[A]	[mm]
1	2 OPzS 100	2	107	92	79	60	100	10	103	206	369	6	11
2	3 OPzS 150	2	161	138	118	90	150	15	103	206	369	11	16
3	4 OPzS 200	2	215	183	157	119	200	20	103	206	369	13	18
4	5 OPzS 250	2	268	230	197	148	250	25	124	206	369	16	22
5	6 OPzS 300	2	322	275	236	178	300	30	145	206	369	18	26
6	5 OPzS 350	2	388	333	286	218	350	35	124	206	485	20	29
7	6 OPzS 420	2	465	400	343	263	420	42	145	206	485	24	34
8	7 OPzS 490	2	542	466	400	307	490	49	166	206	485	28	39
9	6 OPzS 600	2	656	566	492	355	600	60	145	206	660	35	50
10	7 OPzS 700	2	753	680	570	401	700	70	210	191	660	39	52
11	8 OPzS 800	2	875	756	659	473	800	80	210	191	660	46	65
12	9 OPzS 900	2	981	865	770	510	900	90	210	233	660	55	76
13	10 OPzS 1000	2	1093	945	824	590	1000	100	210	233	660	57	80
14	11 OPzS 1100	2	1206	1043	911	654	1100	110	210	275	660	59	85
15	12 OPzS 1200	2	1312	1134	988	709	1200	120	210	275	660	66	93
16	11 OPzS 1375	2	1640	1421	1185	740	1375	138	210	275	810	78	113
17	12 OPzS 1500	2	1670	1457	1235	787	1500	150	210	275	810	88	119
18	13 OPzS 1625	2	1818	1596	1340	824	1625	163	212	397	792	79	143
19	14 OPzS 1750	2	1965	1735	1446	862	1750	175	212	397	792	102	146
20	15 OPzS 1875	2	2096	1839	1546	955	1875	186	212	397	792	104	148
21	16 OPzS 2000	2	2227	1943	1647	1050	2000	200	212	397	792	106	152
22	17 OPzS 2125	2	2323	2126	1785	1126	2125	213	212	487	792	130	180
23	18 OPzS 2250	2	2420	2310	1925	1205	2250	225	212	487	792	134	184
24	19 OPzS 2375	2	2602	2371	1997	1260	2375	238	212	487	792	137	189
25	20 OPzS 2500	2	2783	2431	2068	1313	2500	250	212	487	792	145	200
26	22 OPzS 2750	2	3010	2780	2350	1410	2750	275	212	576	792	154	220
27	24 OPzS 3000	2	3340	2918	2474	1572	3000	300	212	576	792	170	240

(1) Nominal parameters according to DIN 40736

(2) Capacity C_{10} after 10 cycles





BATTERY STANDS

Bater is a manufacturer of all types of corrosion resistant stands for OPzS batteries. The stands are made of square tube and covered with polyethylene by fluidization. We design housing in accordance with customer’s documentation or carry out our own project individually according to the target room dimension.

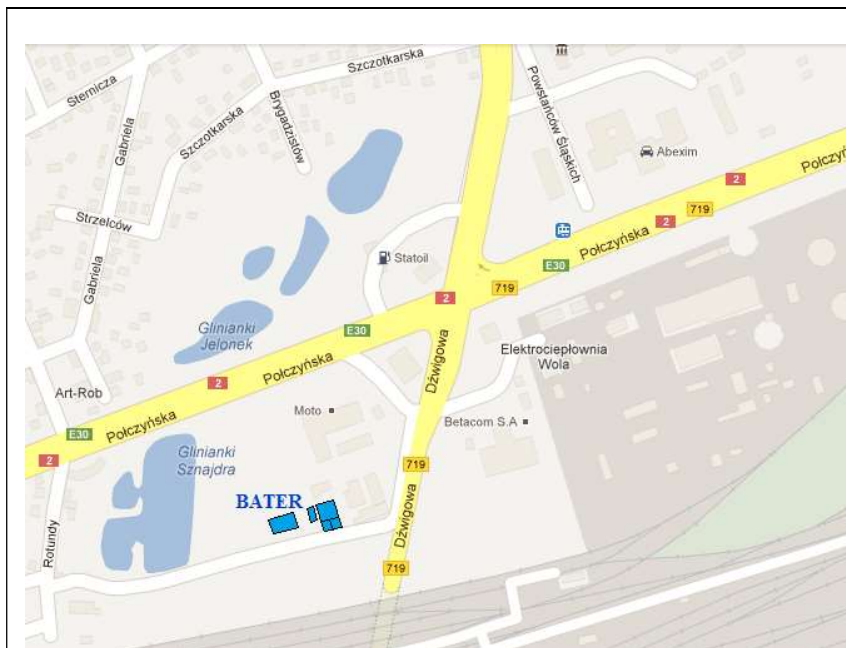

CONSTRUCTION

- purpose: to put together any type of battery cells on one or more levels,
- construction: made of closed metal profiles. Produced sets are fully welded,
- corrosion protection: protected against electrolyte by a coating made of high quality polyethylene thicker than 1 mm, immersed in fluidized bed reactor on our modern technological line,
- resistance to electrostatic short circuit above 7kV,
- separation from the ground: insulators made of ABS plastic with adjustable height,

location of cells/blocks: on carrier brackets, which spacing can be adjusted to their width. Versatile design of stands enables the use of additional stands brackets for cells of more than 200kg.

DIMENSIONS AND TECHNICAL DATA OF BATTERY STANDS

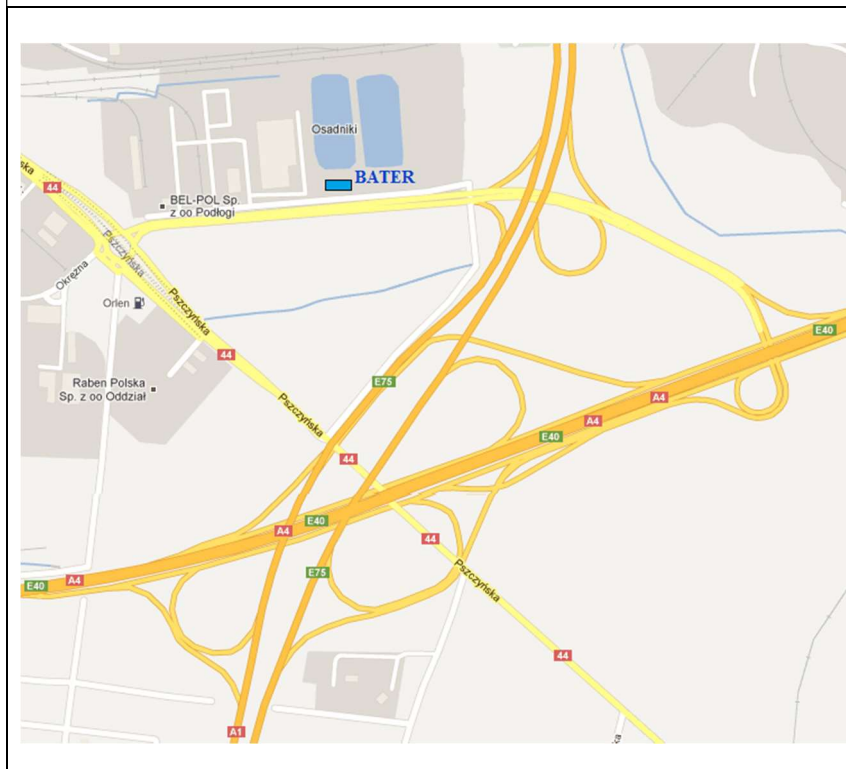
Lp	Cell type	B1	B2	h1	t	$I = N \times (L + t)$ (N – cells number)	
1	2 OPzS 100	250	500	610	20		Single-row stands
2	3 OPzS 150	250	500	610	20		
3	4 OPzS 200	250	500	610	20		
4	5 OPzS 250	250	500	610	20		
5	6 OPzS 300	250	500	610	20		
6	5 OPzS 350	250	500	725	20		
7	6 OPzS 420	250	500	725	20		
8	7 OPzS 490	250	500	725	29		
9	6 OPzS 600	250	500	940	20		
10	7 OPzS 700	250	470	940	30		
11	8 OPzS 800	250	470	940	30		
12	9 OPzS 900	320	550	940	30		
13	10 OPzS 1000	320	550	940	30		
14	11 OPzS 1100	320	640	940	30		Double-row stands
15	12 OPzS 1200	320	640	940	30		
16	11 OPzS 1375	320	640	1090	30		
17	12 OPzS 1500	320	640	1090	30		
18	13 OPzS 1625	400	880	1070	30		
19	14 OPzS 1750	400	880	1070	30		
20	15 OPzS 1875	400	880	1070	30		
21	16 OPzS 2000	400	880	1070	30		
22	17 OPzS 2125	470	1060	1070	30		
23	18 OPzS 2250	470	1060	1070	30		
24	19 OPzS 2375	470	1060	1070	30		
25	20 OPzS 2500	470	1060	1070	30		
26	22 OPzS 2750	620	1240	1070	30		
27	24 OPzS 3000	620	1240	1070	30		

**Head quater****BATER sp.z o.o.**

ul. Dźwigowa 63,
01-376 Warszawa
tel.: +48 22 664 87 87
fax: +48 22 664 87 87
e-mail: biuro@bater.pl
www.bater.pl

Mechanical factory

ul. Dźwigowa 63,
01-376 Warszawa
tel.: +48 22 664 87 87 w.41
fax: +48 22 664 87 87
GPS 52°13.07N, 20°54.86E

**Battery factory BATER Gliwice**

ul. Pszczyńska 311,
44-100 Gliwice
tel.: +48 32 232 12 40
fax: +48 32 232 12 40 w. 29
e-mail: biuro@bater.pl
GPS 50°16.14N, 18°43.19E